

# Series AS

## How to Order



Port size

M5	M5 x 0.8
U10/32	10-32 UNF

Applicable tubing O.D. <sup>Note 1)</sup>

Metric size		Inch size	
02	ø2	01	ø1/8"
23	ø3.2 <sup>Note 2)</sup>	03	ø5/32"
04	ø4	07	ø1/4"
06	ø6		

Note 1) For selecting applicable tubing O.D., refer to Series Variations (Features 1). For metric size and inch size types can be visually identified by color of the release button.  
Metric size: White  
Inch size: Orange  
Note 2) Use ø1/8" tubing.

Body size 1

AS 1 2 0 1 F - M5 - 06 A

Body size 2/3/4

AS 2 2 0 1 F - 01 - 06 S A

Body size

1	M5 x 0.8 10-32 UNF
2	1/8, 1/4
3	3/8
4	1/2

Thread type

Nil	R
N	NPT

Port size

01	1/8
02	1/4
03	3/8
04	1/2

Push-lock type

Seal method

Nil	Without sealant
S	With sealant

Elbow

Control type <sup>Note)</sup>

0	Meter-out
1	Meter-in

Note) For meter-out and meter-in types can be visually identified by color of the handle.  
Meter-out: Gray  
Meter-in: Light blue

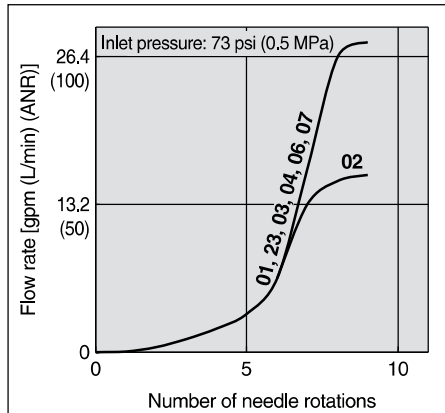
Applicable tubing O.D. <sup>Note 1)</sup>

Metric size		Inch size	
23	ø3.2 <sup>Note 2)</sup>	01	ø1/8"
04	ø4	03	ø5/32"
06	ø6	07	ø1/4"
08	ø8	09	ø5/16"
10	ø10	11	ø3/8"
12	ø12	13	ø1/2"
16	ø16		

Note 1) For selecting applicable tubing O.D., refer to Series Variations (Features 1).  
Note 2) Use ø1/8" tubing.

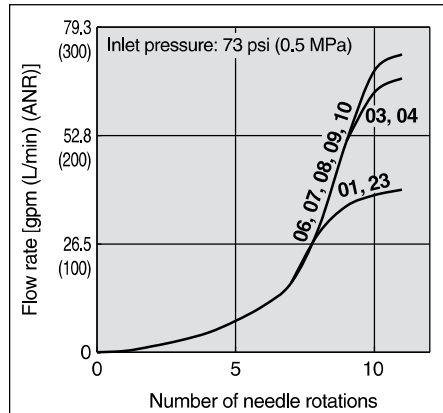
**Needle Valve/Flow-rate Characteristics**

**AS1201F-M5, AS1211F-M5**

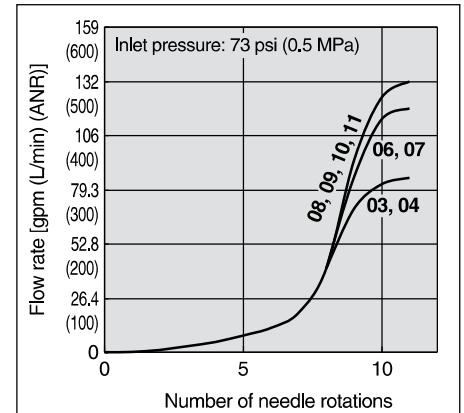


Note) -U10/32 has the same specification as M5.

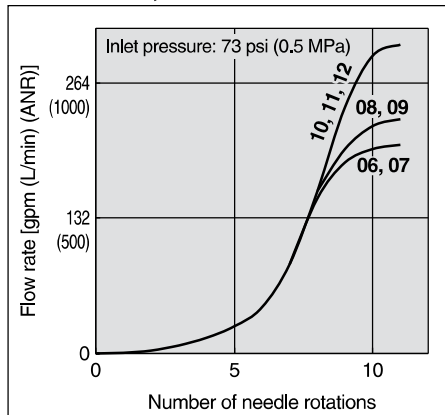
**AS2201F-01, AS2211F-01**



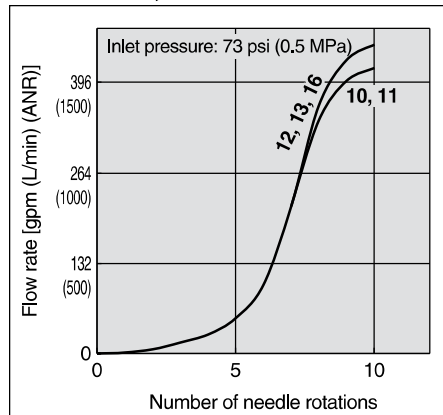
**AS2201F-02, AS2211F-02**



**AS3201F-03, AS3211F-03**



**AS4201F-04, AS4211F-04**



Note) The numbers above the flow-rate characteristic curves in the charts show the tubing diameter as defined by the product number.